



Steel Buildings

The logo for "Top Project Winner" features a stylized house icon with the word "Top" in large, bold, black letters. Below "Top" is the word "Project" in a green, serif font, and below that is the word "Winner" in a cursive, italicized font. A small Sukup logo is positioned above the word "Top".



**Customizable
Clear Span Construction
Standing Seam or Screw-Down Roof**

Designed for *You*. Designed to *Last*.



Sukup Steel Buildings

The clear span design of a Sukup Steel Building allows you to customize your building to fit your specific requirements. Whether you need an agricultural building to house livestock, materials, or large machinery, or you are looking for an industrial or commercial structure, you can have it with a Sukup Steel Building.

Sukup's sturdy, rigid frame structure allows for ample amounts of open area. This is perfect if you need room to fold out your planter and check the row units or if you need space for storage or machinery. Sukup structures are also easily customizable. Want to add an office or separate work bays? With a Sukup Steel Building you can get everything you are looking for in a shop or machine shed.

Why Buy a Sukup Steel Building?

- *Clear span up to 200' for large open areas.*
- *Multi-span construction available to reduce cost.*
- *Purlins, girts and eave struts are pre-punched to ensure a proper fit and faster installation.*
- *Factory welded clips mean fewer pieces and bolts, lowering construction costs.*
- *Purlins, girts and eave struts are galvanized for long life.*
- *Choose from twelve exterior and trim colors.*
- *Sukup Steel Buildings are IAS AC472 accredited..*



Why Build with Steel?

STRENGTH - Steel buildings generally withstand higher winds and loads than wood.

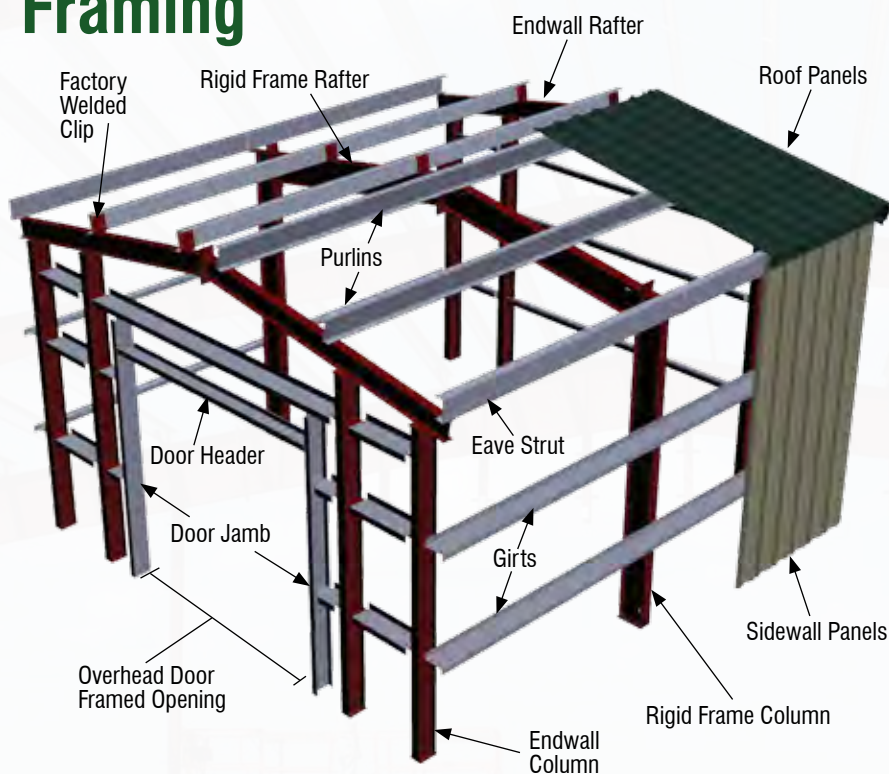
DURABILITY - Steel buildings outlast wood buildings and are completely recyclable. Decommissioning a wood building only pays you back with a bonfire (after removing the panels).

CLEAR SPAN - Steel buildings can clear span greater distances than wood.

INSIDE CLEARANCE - Steel buildings provide greater inside clearance than wood because of the rigid frame rafter design. The common bay size of a steel building is greater than a wood building as well.

ELEMENTAL RESISTANCE - Steel buildings are safe from termites, rot and mold, and drying out. Steel buildings won't shrink, warp, or swell.


Framing



**Example: Framing will vary based on design.*

The Colors You *Want*. The Savings You *Deserve*.

All Sukup standard colors are coated with CERAM-A-STAR® 1050. This is an industry-leading coating system that utilizes superior reflective qualities to effectively cool your steel building. This reduces the amount of energy and potential costs needed to cool the building. It is so effective it even qualifies for an energy credit under the federal tax code. Additionally, CERAM-A-STAR® 1050 offers exceptional abrasion resistance and color life. It features a 40 year adhesion warranty and 30 year fade warranty.



Polar White



Light Stone



Saddle Tan



Ash Gray



Burnished Slate



Charcoal Gray



Fern Green



Bright Red



Rustic Red



Gallery Blue



Hawaiian Blue



Stealth Black

Color reproduction may vary. This color chart is for reference only and is not to be used for final color choice. See actual color sample from supplier to determine true color. Sukup Steel Buildings are backed by a one year standard limited warranty. Galvalume® and CERAM-A-STAR® 1050 are registered trademarks of their respective companies.

Roof Panels



Standing Seam Roof

The point of putting up a building to house your machinery, shop and/or office is to keep your property dry and safe. Doesn't it make sense then, to put up a building that's virtually leak-proof? The seams on Sukup standing seam roofs are mechanically rolled in the field to create a 360° Pittsburgh double lock seam. This seam creates a tight, durable, virtually leak-proof seal.

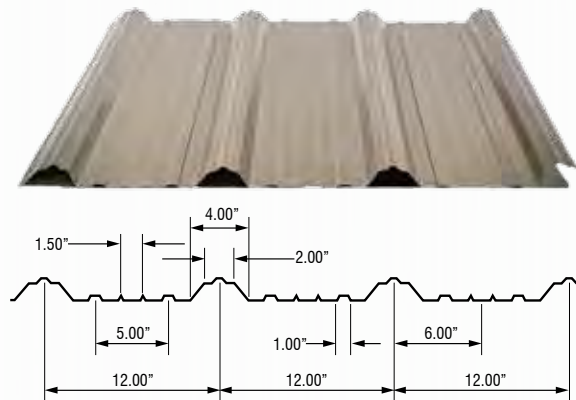
Screw-Down Roof

Sukup also manufactures a screw-down roof. This style of roof is economical and simple to install. Screw-down roofs are available in Galvalume®+ and all Sukup standard colors.



Standing Seam

- 24 gauge
- 24" coverage
- 3" rib height
- Concealed fasteners and clips
- 50 grade
- Offered in Galvalume®+ and Polar White (other colors can be special ordered)



Screw-Down

- 26 gauge
- 36" coverage
- 1 1/2" rib height
- 12" on center
- 50 grade
- Offered in Galvalume®+ and all Sukup standard colors

Wall Panels


Exterior Wall Panels

Sukup exterior wall panels are made from 26 gauge steel and feature extra deep 1 1/4" ribs for greater durability and strength. Exterior panels are available in all 12 Sukup standard colors and Galvalume®+ so your building can have both strength and beauty.

Liner Panels


Sukup also offers an interior liner panel to give a nice finished look to the inside of any building.

Sukup wall and roof panels are made from Galvalume®+ AZ-55 substrate for superior corrosion resistance, so they will look good for years to come.



Exterior Wall Panels

- 26 gauge
- 36" coverage
- 1 1/4" rib height
- 12" on center
- 50 grade
- Offered in Galvalume®+ and all Sukup standard colors



Liner Panels

- 29 gauge
- 36" coverage
- 3/4" rib height
- 6" on center
- 50 grade
- Galvalume®+ (pre-painted polar white only)

*Your building. Customized to fit **your** needs.*



Get *Your* Building. **The Way You Want It.**


Sukup Steel Buildings feature a number of options including a full line of walk-in doors, windows, fiberglass insulation packages, translucent wall panels, canopies and more! You can be sure you will get exactly what you want.



Walk-in Doors



Windows



Gutters & Downspouts



Eave & Rake Extensions
patent pending twist clip system



Wainscoting



Fiberglass Insulation
Saver System™ or Standard



Sukup Manufacturing Co. has over 50 years of experience in manufacturing steel products. Our main manufacturing facilities and offices in Sheffield, IA, along with our six distribution centers, boast over one million square feet of manufacturing space. In 2014 we completed construction of our new corporate office building. We manufactured over 700,000 pounds of structural steel in-house to complete this project.



Sukup Manufacturing Co. ■ www.sukup.com

Box 677 ■ 1555 255th St. ■ Sheffield, IA 50475-0677 ■ ph 641.892.4222 ■ fx 641.892.4629 ■ email info@sukup.com

Distribution Centers

Cameron, MO 64429
7426 NE 352nd St.
ph 816.649.2226
missouri@sukup.com

Arcola, IL 61910
980 E. State Rte. 133
ph 217.268.3026
illinois@sukup.com

Aurora, NE 68818
1705 Hwy. 34 E.
ph 402.694.5922
nebraska@sukup.com

Defiance, OH 43512
7724 Rte. 66 N.
ph 419.784.9871
ohio@sukup.com

Jonesboro, AR 72403
5917 E. Johnson Ave.
ph 870.932.7547
arkansas@sukup.com

Watertown, SD 57201
2701 Piper Ave.
ph 605.882.6697
southdakota@sukup.com